


The C868 is a new member of our 8-bit μ C portfolio. It provides advanced control over your application and system costs.

For development and ramp up a SRAM version offers high flexibility at lowest system costs. An onchip monitor helps for system evaluation and debugging. A compatible ROM version provides further cost saving potential.

The C868 fulfills all requirements for low cost power bridge control, where a fast and high resolving PWM (CAPCOM6E) is needed. All time critical issues are managed by hardware with the flexible CAPCOM6E, whereas the CPU handles user commands and can be used for respective control algorithms. Thereby the embedded 5 ch/8-bit ADC helps analyzing the relevant system parameters. The C868 is well positioned for all kinds of consumer and industrial power control applications where reduction of system costs is a key challenge.



C868

Key Features

- Standard 8051 architecture
- 300 ns instruction cycle time at 40 MHz CPU clock
- PLL (factor 1-4)
- 8 Kbytes ROM/SRAM
- 256 byte RAM, 256 byte XRAM
- 8 DPTR
 - For powerful table handling
- Three 16-bit timer/counters
- Powerful PWM Unit (CAPCOM6E)
 - Perfect fitting for:
 - Induction machine,
 - DC brushless
 - Switched reluctance drives
 - Power factor correction
 - Lamp ballast
 - Battery management
 - HW emergency stop
 - 25 ns resolution
- Bootstrap loader
 - from PC via UART
 - from EEPROM via SPI
- ADC
 - 5 channels/8 bit
 - 2 pure analog channels/
 - 3 mixed with external interrupt
- Interrupt
 - 2 priority levels, 4 external interrupts, 8 peripheral interrupts
 - 3 ext. interrupts for CAPCOM, Emergency interrupt for CAPCOM
- UART
 - Full duplex mode
 - IRDA support
- 18 I/O pins with push/pull and sink capability (10 mA)
- Power saving modes
 - Slowdown
 - Powerdown
 - Idle mode
- Wake up from power down via ext. interrupt
- Fail save mechanism
 - Oscillator Watchdog
 - Watchdog timer
 - Brown-out detection
- Packages: P-TSSOP-38, P-DSO-28
- Temperature range: -40°C to +85°C
- Voltage supply:
 - Core: 2.5 V
 - Ports: 3.3 V

Tools

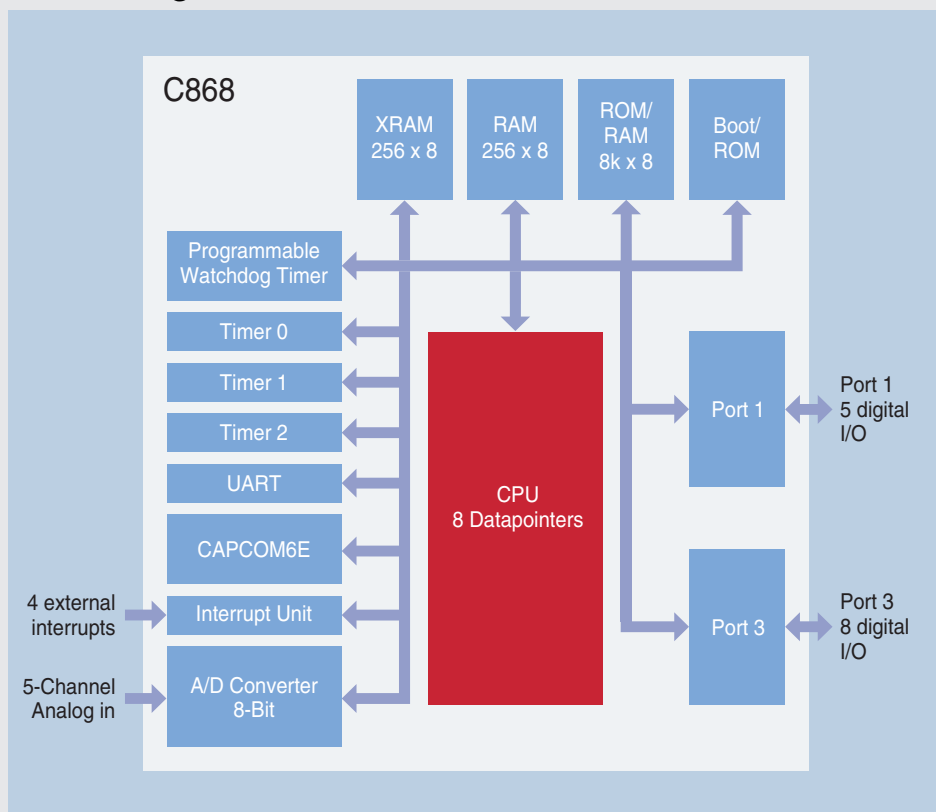
- C-Compiler/Assembler
- Starterkit
- On chip debug monitor
- DAVE

C 8 6 8

Combines Control over Power and Costs



Block Diagram C868



CAPCOM6E

Timer 12 Features

- Three capture/compare channels, each channel can be used either as capture or as compare channel
- Generation of a three-phase PWM supported (six outputs, individual signals for highside and lowside switches)
- 16 bit resolution, maximum count frequency = peripheral clock
- Dead-time control for each channel to avoid short-circuits in the power stage
- Center-aligned and edge-aligned PWM can be generated - Output of the three channels can be synchronized
- Single-shot mode supported
- Many interrupt request sources

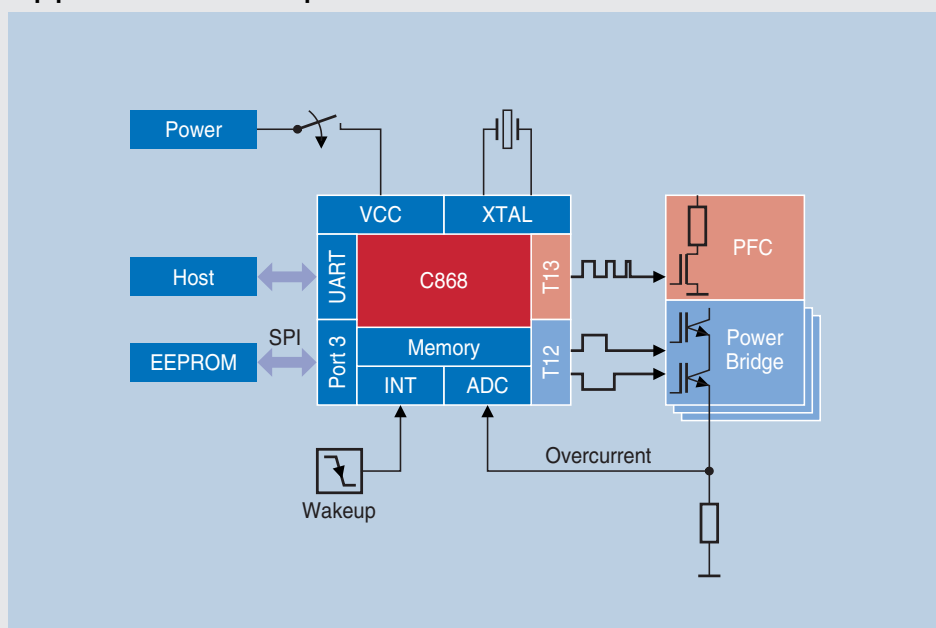
Timer 13 Features

- One independent compare channel with one output
- 16 bit resolution, maximum count frequency = peripheral clock
- T13 can be synchronized to T12
- Interrupt generation at period-match and compare-match
- Single-shot mode supported

Additional Features

- Block commutation for Brushless DC-drives implemented
- Position detection via Hall-sensor pattern
- Automatic rotational speed measurement for block commutation
- Integrated error handling
- Fast emergency stop by HW signal (CTRAP)
- Output levels can be selected and adapted to the power stage

Application Example C868



How to reach us:
<http://www.infineon.com>

Published by
Infineon Technologies AG,
 St.-Martin-Strasse 53,
 81541 München

© Infineon Technologies AG 2001. All Rights Reserved.

Attention please!

The information herein is given to describe certain components and shall not be considered as warranted characteristics.

Terms of delivery and rights to technical change reserved.

We hereby disclaim any and all warranties, including but not limited to warranties of non-infringement, regarding circuits, descriptions and charts stated herein.

Infineon Technologies is an approved CECC manufacturer.

Information

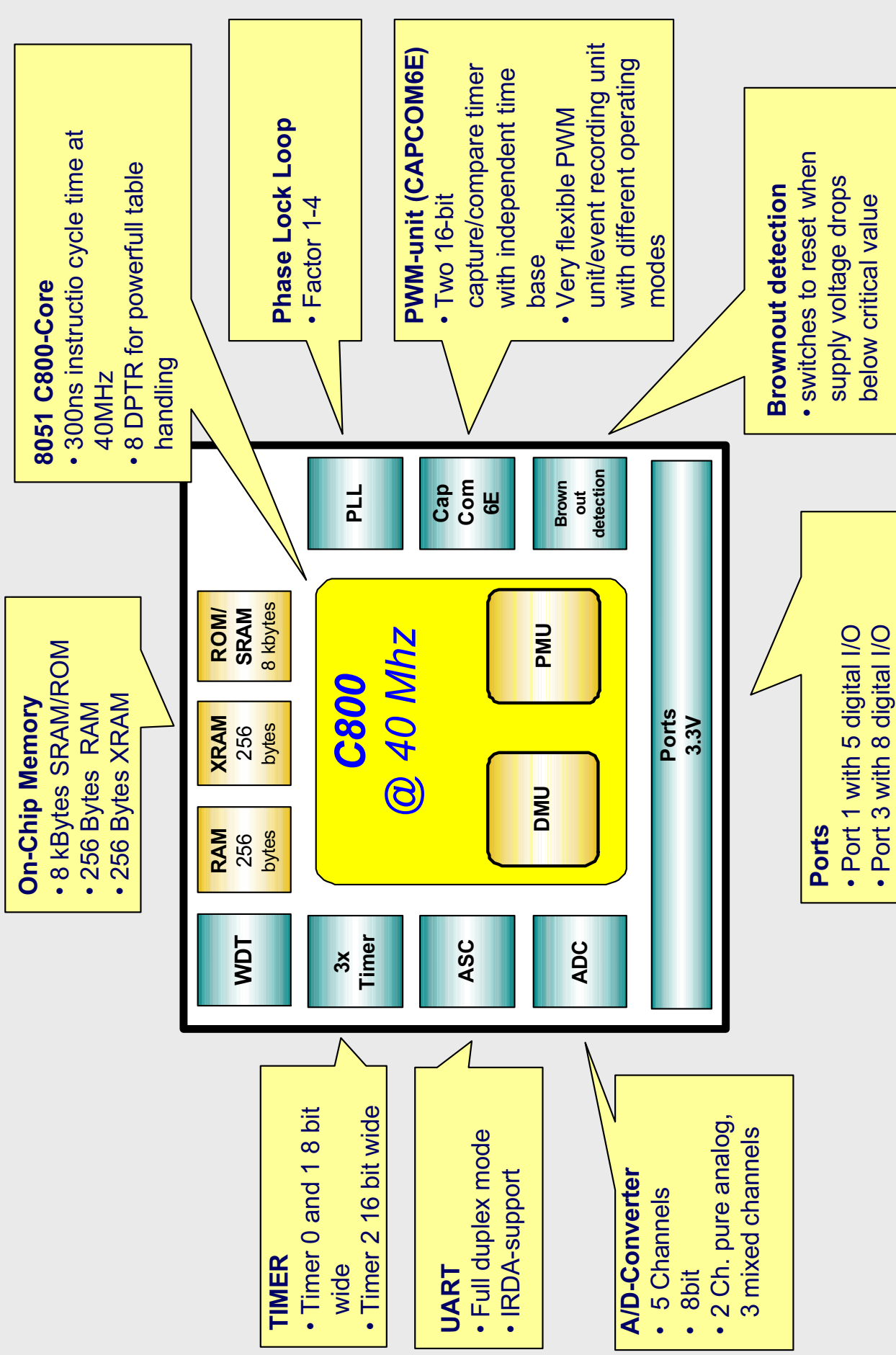
For further information on technology, delivery terms and conditions and prices please contact your nearest Infineon Technologies Office in Germany or our Infineon Technologies Representatives worldwide.

Warnings

Due to technical requirements components may contain dangerous substances. For information on the types in question please contact your nearest Infineon Technologies Office.

Infineon Technologies Components may only be used in life-support devices or systems with the express written approval of Infineon Technologies, if a failure of such components can reasonably be expected to cause the failure of that life-support device or system, or to affect the safety or effectiveness of that device or system. Life support devices or systems are intended to be implanted in the human body, or to support and/or maintain and sustain and/or protect human life. If they fail, it is reasonable to assume that the health of the user or other persons may be endangered.

C868 Functional Blocks



Anforderungsfax

DAvE CD

ANSI-C-Programmgenerator
für die Infineon 8,16 und 32 bit Mikrocontroller

Liebe DAvE Interessenten/-innen!
Diese Seite bitte kopieren und
ausgefüllt an uns zurücksenden/faxen.

FAX: ++43 – 1 – 587 70 70 DW 300

Bitte senden Sie mir _____ Stück DAvE CD.

Absender:



(Firma, Schule, Universität, leer=privat)

(Abteilung, Institut, leer=privat)

(Titel)

(Vorname, Nachname)

(Straße)

(LKZ, PLZ, Ort)

(optional: Tel.)

Sie erreichen uns auch über die Postanschrift:
Infineon Technologies Austria AG
An Herrn Wilhelm Brezovits
Operngasse 20b, A-1040 Wien
oder per Telefon: 0043 – 1 – 587 70 70 DW 783
oder per FAX: 0043 – 1 – 587 70 70 DW 300
oder über Email: wilhelm.brezovits@infineon.com