

# Scripting under Windows

Wolfgang Aigner

NTx BackOffice Consulting Group GesmbH

[www.ntx.at](http://www.ntx.at)

# Agenda

- Scripting History
- Windows Scripting Host
  - Samples and ideas about WSH
  - Limits of WSH
  - How to learn - MOC2433 3 days training
- Windows Management Instrumentation Interface
  - Benefits and samples
  - Limits
  - How to learn - MOC2439 2 days training
- Powershell
  - Resouces, Environment
  - Samples
  - How to Learn - PS Course 2 Days


# History

- Windows95/97 Command.exe \*.bat
- Windows2000/XP cmd.exe \*.cmd
- Windows2000/XP Windows Scripting Host (WSH)
- Windows Management Instrumentation Interface

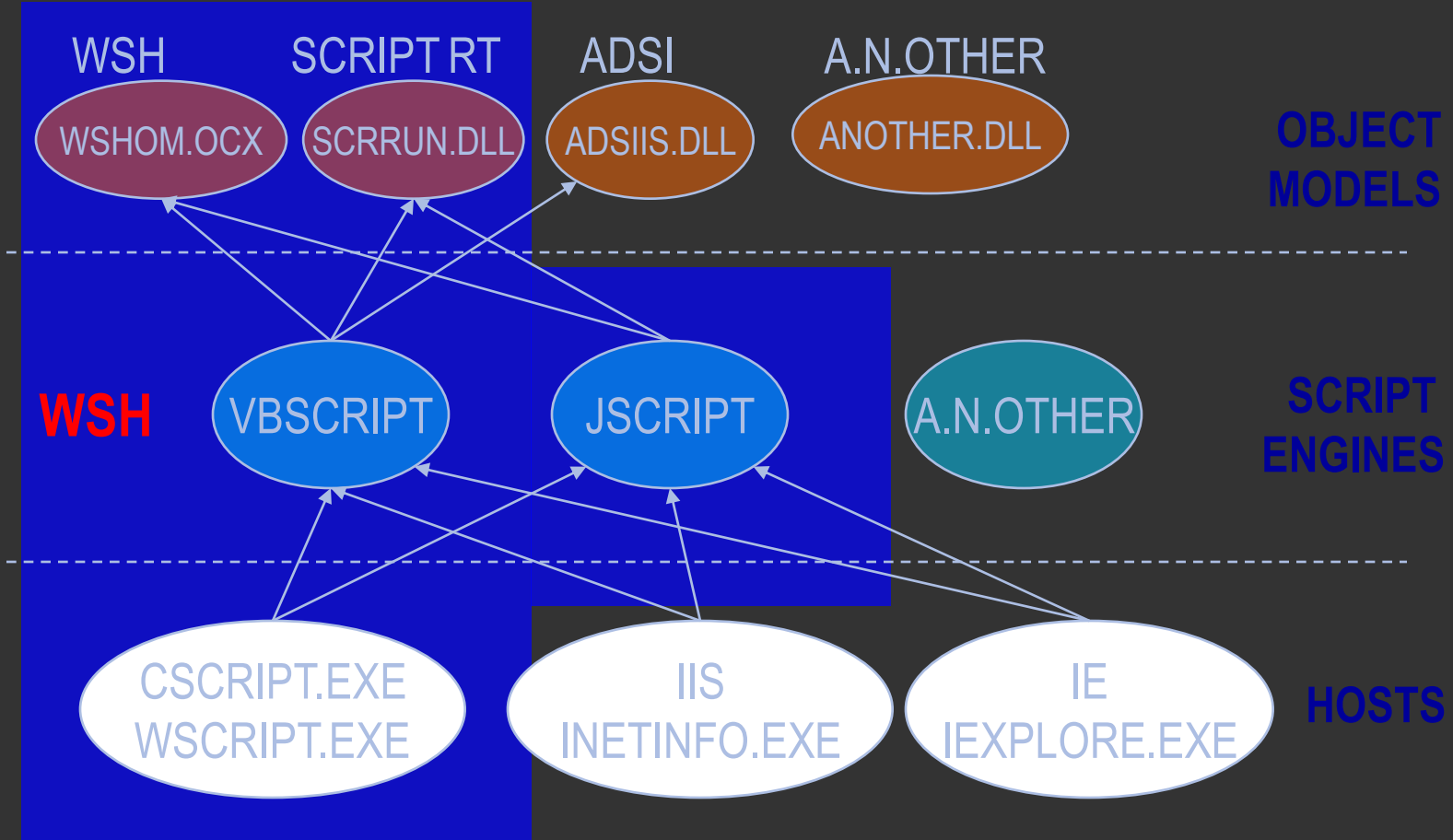


# WSH Windows Scripting Host



- On every system by default
  - Easy to use
  - Basic as an language
  - Use all of the com objects
  - vbs as a normal file
  - Vbe as encrypted file
  - // Parameter for the scripting host
  - wscript, cscript
- 

# The WSH Environment





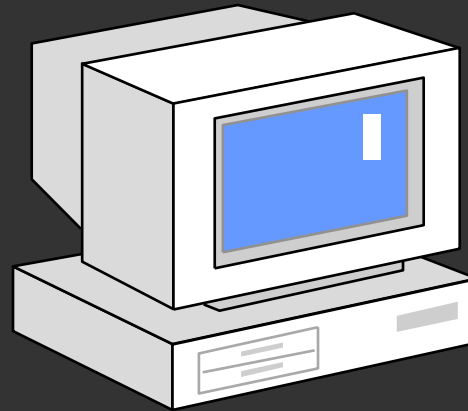
# Windows Scripting Host



- Course Material MOC2433
- Object Model in WSH [Module 2](#)
- Active Directory Service Interface [Module 5](#)
- Simple Solution - [scriptomatic](#)
- Ressourcen
- <http://www.microsoft.com/technet/scriptcenter/tools/admatic.msp>



# Windows Management Instrumentation



Windows Management Instrumentation Interface  
Or  
Manage your System easily



# Windows Management Instrumentation



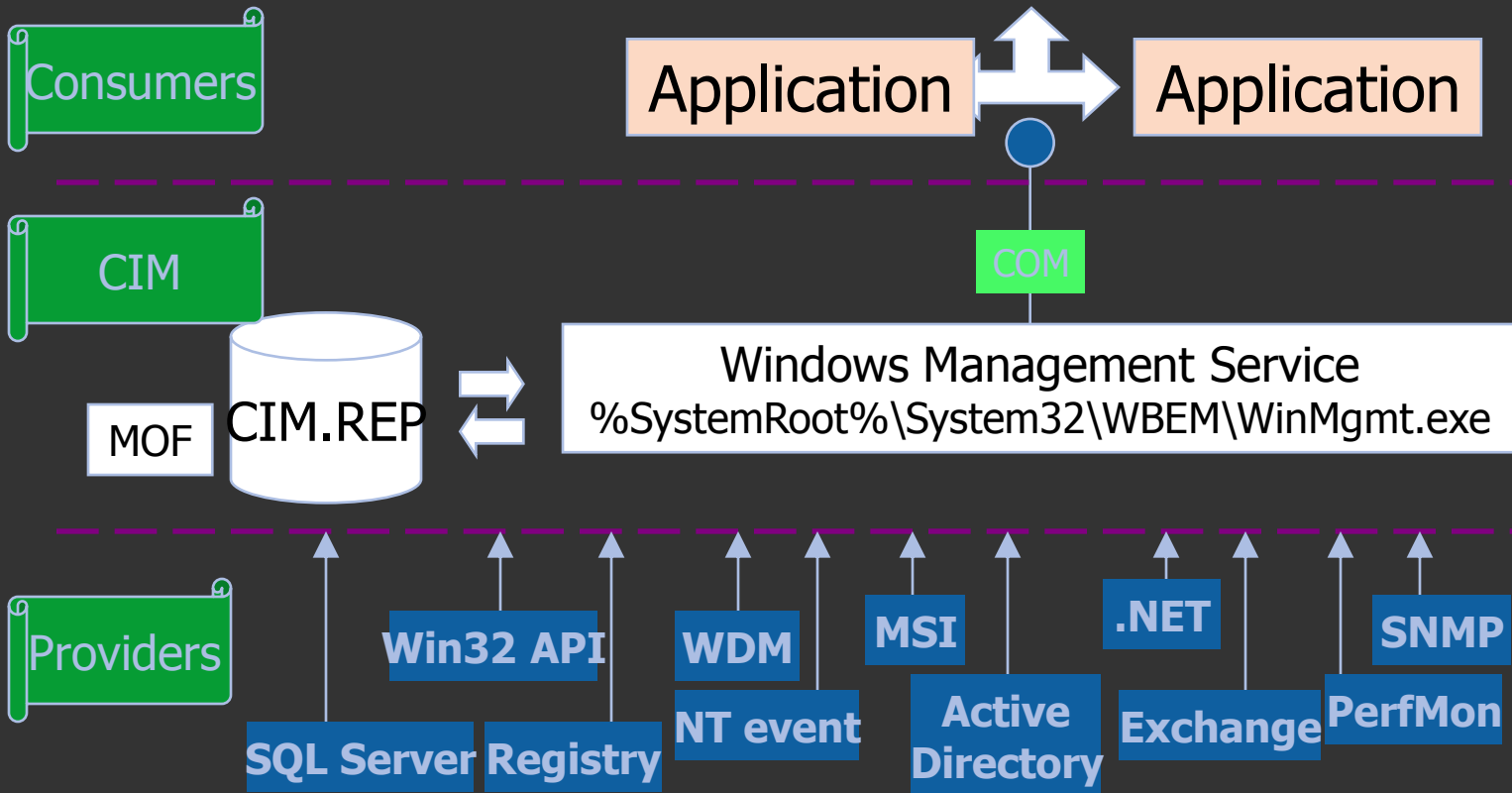
- Database of all Computer Prop
- Very Detailed
- Similar Query Language than SQL - WSQL
- Retrieve Object
- Can also react on System Events
- Easy to use in WSH



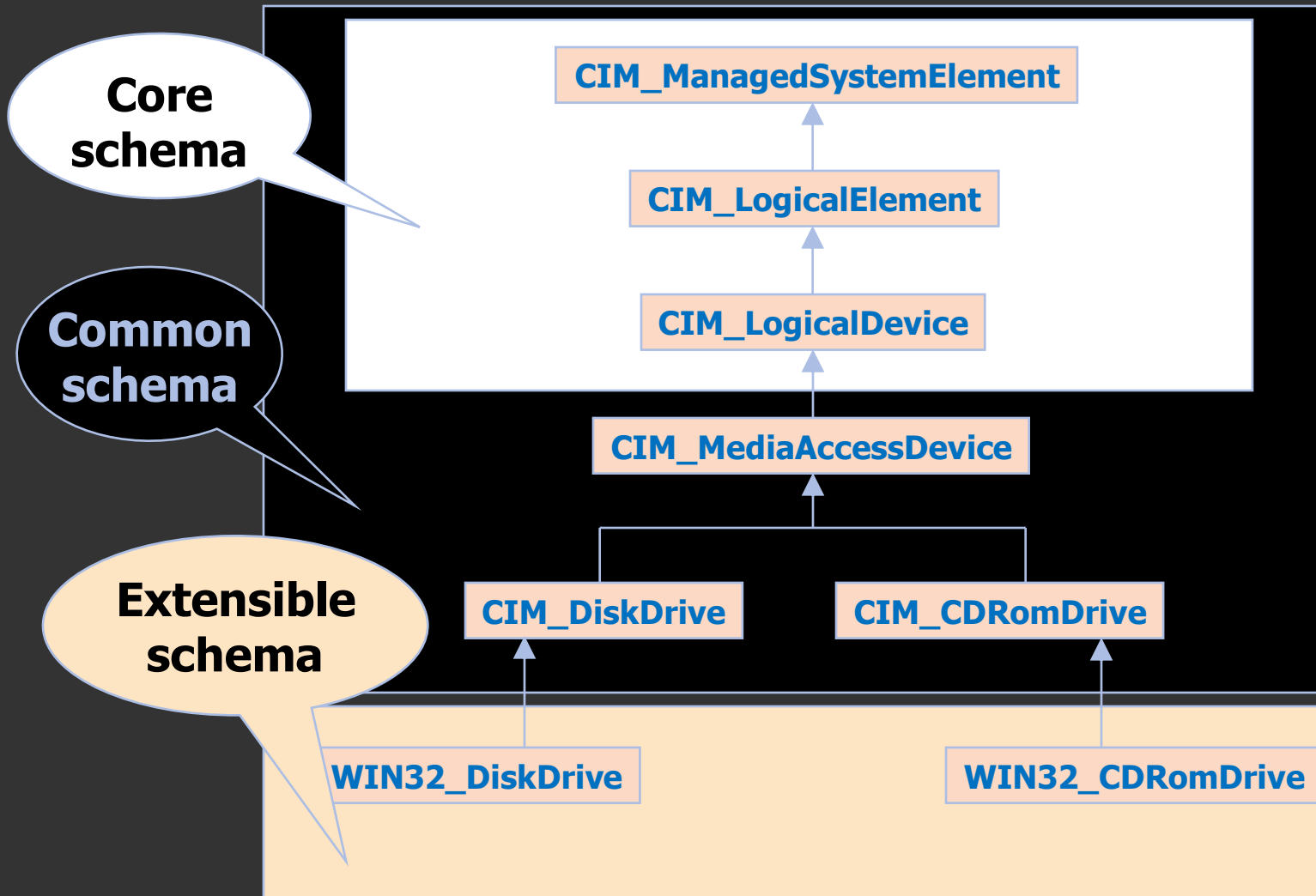


# WMI Architecture

Any application that understands automation  
i.e. C/C++, VB, VBScript, Jscript, VBA, Perl



# CIM Schemas





# WMI


- Course Material MOC2439
- WMI Query [Module 3](#)





# WMI



- WMI Tools
  - [CIM Studio](#)
  - [WMI CodeGenerator](#)
  - WMI Resourcen <http://msdn2.microsoft.com/en-us/library/aa286547.aspx>
- 

# Powershell



How to make Life of an Admin easy !

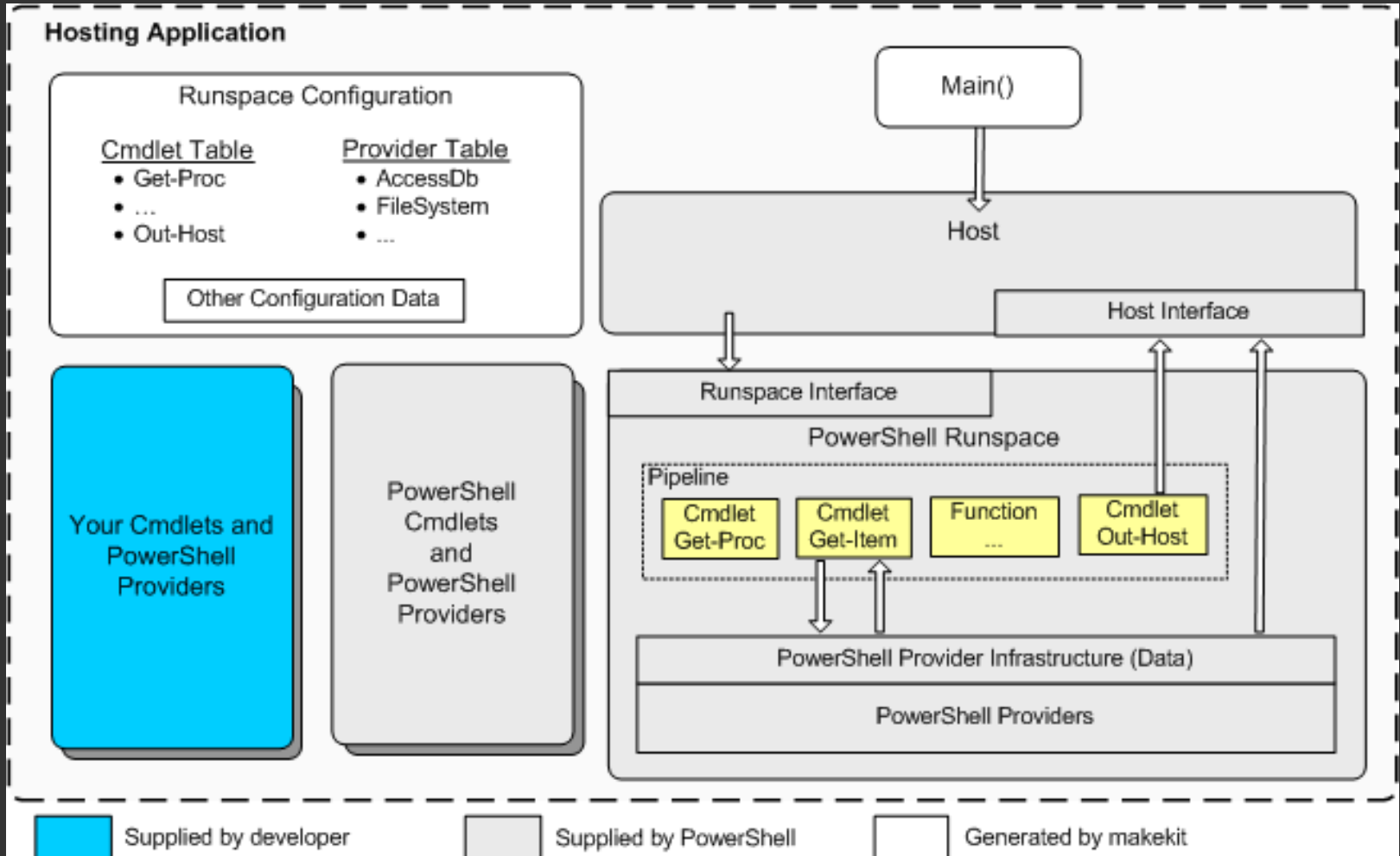
# Powershell

- Has to be installed on Windows 2003 and XP
- Part of Windows Server 2008 and Vista
- total new language
- new idea behind the language
- everything is a object
- objects have all properties and methods

# Resources PS

- Handouts from the Presentation
- PowerShell Language Quick Reference
- PowerShell User Guide.doc
- Resourcen
- <http://msdn2.microsoft.com/en-us/library/ms950396.aspx>

# PowerShell Environment





# Help

- Get-help cmdlet
- Cmdlet -?
- Help cmdlet



# Basics

- Start off the Shell powershell.exe
  - Parameter Powershell -h
- Execution Policy
  - In Registry
  - HKLM:\software\microsoft\PowerShell\1\ShellIds\Microsoft.PowerShell
  - AllSigned - Scripts must be signed
  - Unrestricted – must not be signed
  - Get-ExecutionPolicy
  - Set-ExecutionPolicy

# Basics

- Command-lets
  - small pieces of a program
  - Start with a verb
  - Subject
  - Sample: Get-date
  - - for the parameter
  - Get-command lists all command-lets



# Basics



- **Usefull commandlets**
  - **Get-Help**
  - **Get-Command**
    - Get-command get\*
    - Get-command –verb get
    - get-command –type cmslet
      - Function
      - Filter
      - Cmdlet
      - ExternalScript
      - Application
      - Script
      - All



# Basics

- **Usefull commandlets**
  - **Get-member**
    - Lists all members of an object
  - **New-object**
    - Creates an object of the specified type
    - **New-object system.date**

# Basics

- All existing command line prg can be executed
  - e.g. \$rst=netstat
  - Write-output \$rst
  - Current path not in the path of the powershell
  - Use .\ for current path

# Basics

- **Execution Order**
  - The PowerShell attempts to resolve commands in the following order:
    - Aliases
    - Functions
    - Cmdlets
    - Executables
    - Scripts
    - Normal files

# Basics


- **Com Object integration**
- **still can use com objects**
  - **Cool example with Internetexplorer**
    - PS> \$ie = new-object -com internetexplorer.application
    - PS> \$ie.navigate2("http://www.msn.com/")
    - PS> \$ie.visible = \$true





# Basics



- **Pipe**
    - |
    - **Easier and faster**
    - **Pipe Object - not only text**
    - **Properties**
    - **Methods**
    - **All is available**
- 

# Variables

- **Variables**

- All, object, strings, ...

- \$

- {} optional

- **Samples**

```
PS> $stringValue = "This is a string"
```

```
PS> $stringValue
```

```
This is a string
```

```
PS> $!@#$%^&*() = "This is a non-traditional variable name"
```

```
Invalid variable reference. '$' was not followed by a valid variable name character. Consider using ${} to delimit the name.
```

```
At line:1 char:1
```

```
+ $ <<<< !@#$%^&*()
```

```
PS> ${!@#$%^&*()} = "This is a non-traditional variable name"
```

```
PS> ${!@#$%^&*() }
```

```
This is a non-traditional variable name
```

```
PS> ${stringValue} = "This is a string"
```

```
PS> ${numberVariable} = 4
```

```
PS> ${processes} = Get-Process
```

# Language

- Expression mode
  - 2+2
  - \$test + 1
- Command mode
  - No quotes, everything is a string
  - Write-host 2+2
  - Write-host get-date
  - Write-host (get-date).day
- Boolean
  - False = 0,\$null,""
  - True = every other string
  - \$true, \$false to be shure



# Language

- Keywords are Context Sensitiv
  - foreach command
  - foreach alias for-eachobject

```
PS> foreach($i in 1,2,3,4,5) { $i }
```

```
1
```

```
2
```

```
3
```

```
4
```

```
5
```

```
PS> 1,2,3,4,5 | foreach { $_ }
```

```
1
```

```
2
```

```
3
```

```
4
```

```
5
```

# Conditions

- If/else if/else

```
if (<expression1>
    {<script_block1>}
[elseif (<expression 2>
    {<script_block2>}]
[else
    {<code_block3>}]
```

```
if ( test-path C:\Temp\MyDirectory )
{
    "C:\Temp\MyDirectory exists"
}
else
{
    new-item -type directory C:\Temp\MyDirectory
}
```

# Looping

- **While**  
while (<condition>){ <command\_block> }
- **Do While**  
\$var = 0  
do {  
    \$var++  
    "var is \$var"  
} while ( \$var -lt 2)
- **Do Until**  
\$var = 0  
do {  
    \$var++  
    "var is \$var"  
} until ( \$var -gt 2)
- 



# Looping

- **Foreach**

```
foreach ($<item> in $<collection>){<command_block>}  
foreach ($file in get-childitem)  
{  
    $file  
}
```

- **For**

```
for (<init>; <condition>; <repeat>)  
{<command_block>}  
$i=1  
for(;$i -le 10;$i++){$i}
```

# Arrays

- **Working with arrays**

```
PS> $A = 22,5,10,8,12,9,80
```

```
PS> $B = 5..8
```

```
PS> $a.GetType() # gets type
```

```
PS> $a[0] # stat with 0
```

```
PS> $a[-3..-1] # last element to 3rd last
```

```
PS> $a # lists all elements
```

```
PS> foreach ($value in $a) {$value}
```

```
PS> $a += 200 # adds new element to array
```

```
PS> remove-item variable:a # deletes the array
```



# Format

- Format-list
- Format-table
- Format-wide
- Format-custom

# Alias

- **Alias**
  - **Get-alias**
  - **Set-alias**
    - **Set-alias np notepad.exe**
    - **Function sw { set-location c:\work }**
    - **Set-alias pf sw**

# Provider

- **Provider**
  - **Get-psprovider**
  - **get-psdrive**
    - This command lists all the existing drives and the PowerShell Providers supporting those drives.
- **Usage**
  - **Get-content env:username**
  - **\$env:username**
- **Own drives**
  - **PS> new-psdrive -name etc -root c:\windows\system32\drivers\etc -psp filesystem**
  - **Name            Provider            Root            CurrentLocation**
  - **----            -**
  - **Etc            Microsoft.... C:\windows\system32\drivers\etc**

# Extend the shell

- Load snapins
  - Add-pssnapin
- See whats loaded
  - Get-pssnapin

# Courses for Scripting



- Windows Scripting Host
  - MOC2433
  - 3 days for Administrators
- Windows Management Instrumentation Interface
  - MOC2439
  - 2 days only WMI scripts based on vbscript
  - Useful after you have done MOC2433
- Powershell
  - Our own Material
  - 2 days course Powershell in Detail
  - Lots of samples

Thanks !

Any Questions ?

Buffet and Smalltalk !





[www.ntx.at](http://www.ntx.at)

**1010 Wien, Sterngasse 11**

**Tel +43 1 532 40 32**